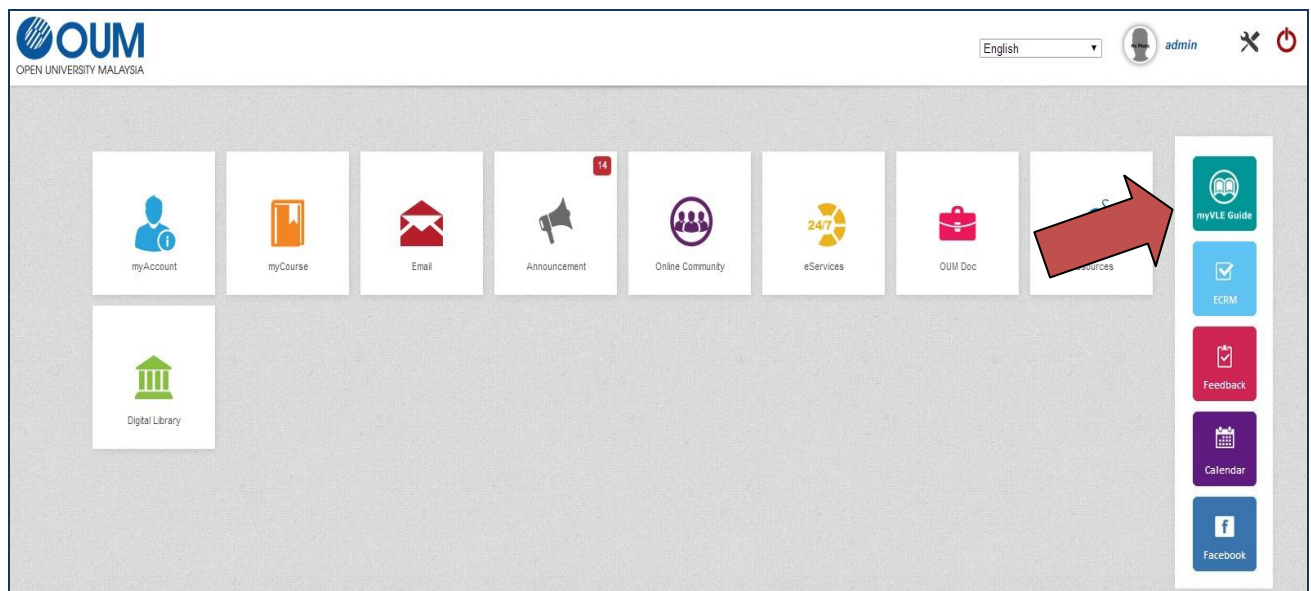


User Guide - Downloading myVLE Learning Courseware

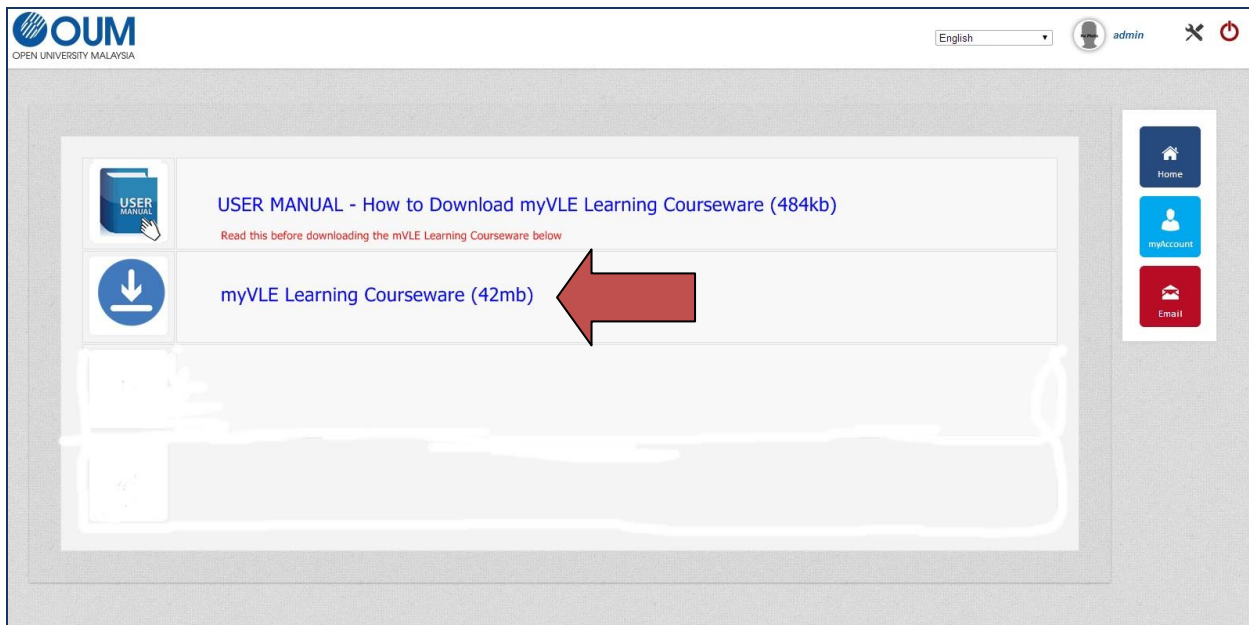
1. Go to <http://www.oum.edu.my> and key in your Username and Password. Click on Login button to proceed.



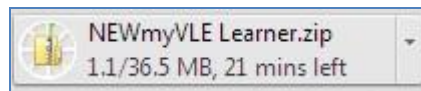
2. Click on the myVLE Guide Icon



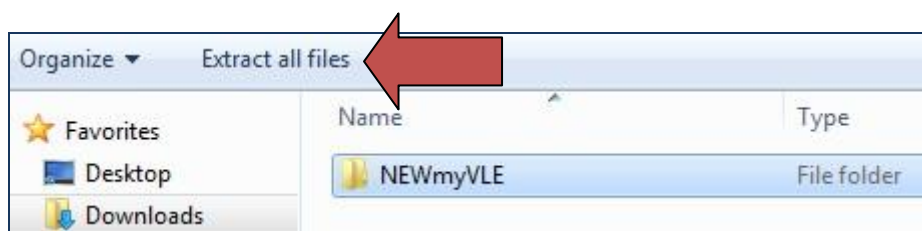
3. Next, the following page will be displayed. Click on the link *myVLE Learning Courseware (42mb)*, and click on the link to start downloading



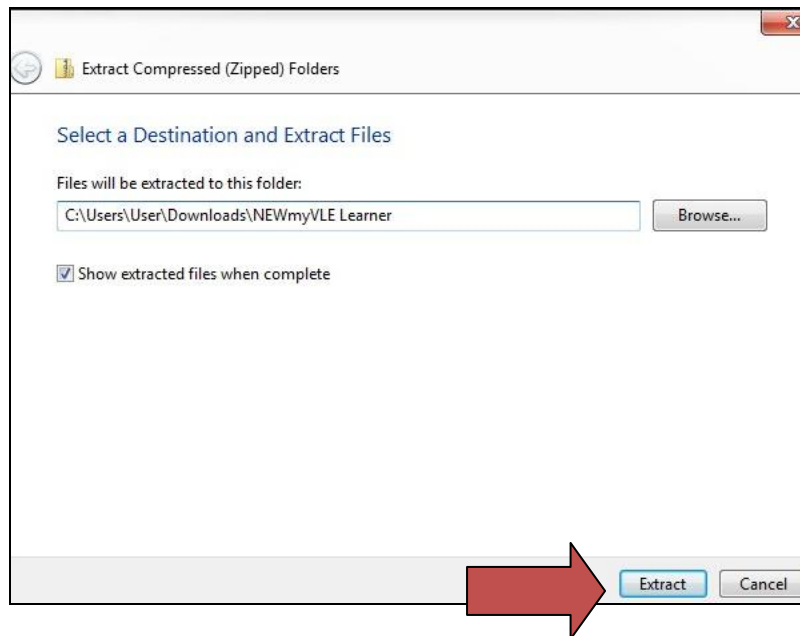
4. Click on Download and the downloading process will start. If you are using Google Chrome the download progress will be shown at the bottom of the page as below



5. Once the download process is complete, open the downloaded zipped folder and extract the folder



6. Select a destination to save the folder and click on Extract button



7. Once the folder have been fully extracted, open the folder and the following set of files will be listed. Click on filename myVLE_Learner (for Learner) or myVLE_Tutor (for Tutor) to start using the courseware

Name	Date modified	Type	Size
XTRAS	9/5/2014 10:52 AM	File folder	
A7MPEG32.XMO	10/11/2003 1:15 AM	XMO File	33 KB
click9b.swa	7/11/2014 1:42 PM	SWA File	3 KB
d_assign	7/11/2014 10:29 AM	MPEG Video File	3,874 KB
DVD.DLL	5/20/2003 7:47 AM	Application extens...	36 KB
forum	7/11/2014 10:29 AM	MPEG Video File	9,560 KB
itla	7/2/2014 1:52 PM	Shockwave Flash ...	72 KB
JS32.DLL	4/21/2003 3:43 PM	Application extens...	377 KB
Login	7/11/2014 4:39 PM	MPEG Video File	7,990 KB
module	7/11/2014 10:32 AM	MPEG Video File	6,376 KB
myVLE_Learner	7/18/2014 11:24 AM	Application	4,852 KB
myVLE_Tutor	7/18/2014 11:25 AM	Application	4,917 KB
s_assign	7/11/2014 10:29 AM	MPEG Video File	7,166 KB
track	7/11/2014 10:29 AM	MPEG Video File	7,986 KB

8. The following page will open and you may start learning about myVLE through this courseware

myVLE Learning Courseware **EXIT**

Click the Button to choose what you want to learn

- About myVLE
- How to login myVLE
- Familiarise with myVLE main interface
- Familiarise with myVLE learning interface
- The "How To" in learning with myVLE

ITLA

main

Log in to your account

Log in to your account

Log in to your account

Log in to your account

Log in to your account

9. Click on the **EXIT** icon to close the courseware